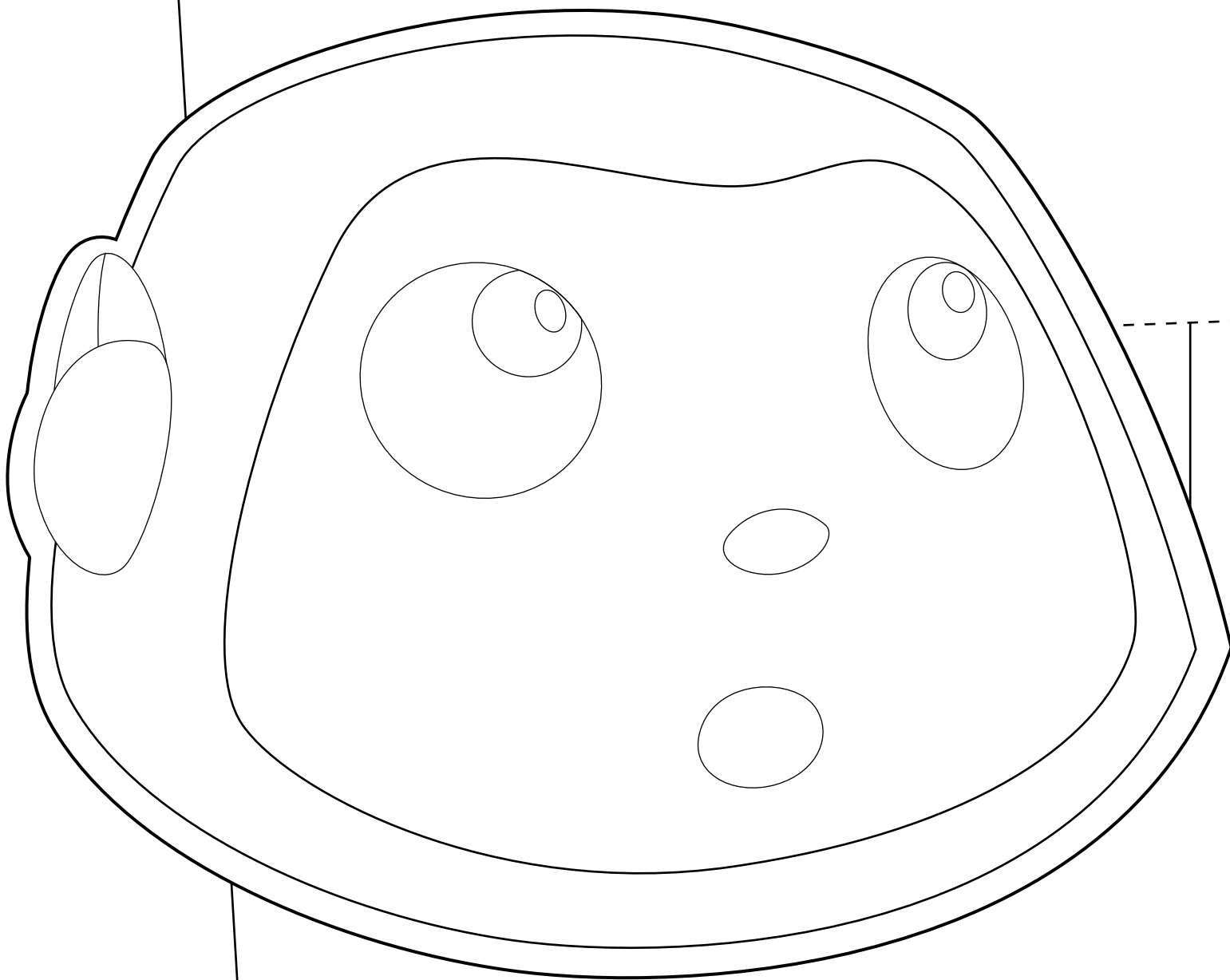
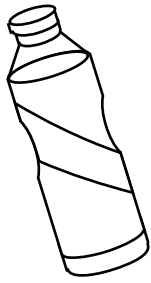


# JONAH



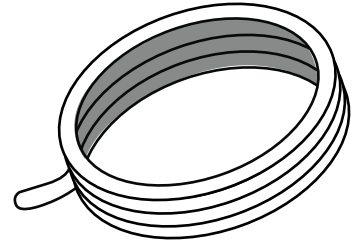
**STEM ACTIVITY**

# WHAT YOU NEED



## ICE AND WATER

Use big wedges of ice.



## YARN OR STRING

Yarn may work better.




## SALT

All kinds of salt will work.

## EMPTY SOUP CAN

Ask an adult for help preparing the can.  
You can also use a glass.



# DIRECTIONS

## STEP 1

Fill an empty can or container halfway with water. Then add ice until the water reaches near the top of the container.

## STEP 2

Stir in some salt. Then get ready to fish!

## ICE FISHING

Place the string in the can alongside the ice. Wait for a minute and then pull the string out to see how much ice you can get.

## TIP

Use a cup to keep the ice you catch. This will make cleanup easier. Place a papertowel under the cup.

